







ID Info Business Services Ltd
Audited Financial Results for the Quarter Ended March 31, 2024

Particulars	(Rupees in Lac)				
	Standalone Result				
	3 Months ended	Preceding 3 months ended	Corresponding 3 months ended in the previous year	For the year ended	
	31-03-2024	31-12-2023	31-03-2023	31-03-2024	31-03-2023
	Audited	Unaudited	Audited	Audited	Audited
Income					
Revenue from operations	-	-	1.43	2.70	18.92
Other income	-	-	-	-	-
Total revenue	-	-	1.43	2.70	18.92
Expenses					
Cost of materials consumed	-	-	-	-	-
Purchase of stock-in-trade	-	-	-	-	-
Changes in inventories of finished goods, work in progress and stock-in-trade	-	-	-	-	-
Employee benefit expense	0.60	0.60	0.81	2.75	3.37
Finance cost	-	-	-	-	-
Depreciation and amortisation expense	0.07	0.07	0.11	0.30	0.44
Other expense	0.78	0.75	0.87	6.09	6.73
Total expenses	1.45	1.42	1.79	9.14	10.54
Profit/ (loss) before exceptional items and tax	(1.45)	(1.42)	(0.36)	(6.44)	8.38
Exceptional items	-	-	-	-	-
Profit/ (loss) before tax	(1.45)	(1.42)	(0.36)	(6.44)	8.38
Tax expense					
a) Current tax	-	-	2.39	-	2.39
b) Deferred tax	-	-	-	-	-
Profit/ (loss) for the period from continuing operations	(1.45)	(1.42)	(2.75)	(6.44)	5.99
Profit/ (loss) from discontinued operations	-	-	-	-	-
Tax expense of discontinued operations	-	-	-	-	-
Profit/ (loss) from discounting operations (after tax)	-	-	-	-	-
Profit/ (loss) for the period	(1.45)	(1.42)	(2.75)	(6.44)	5.99



ID Info Business Services Ltd					
Audited Financial Results for the Quarter Ended March 31, 2024					
	(Rupees in Lac)				
	Standalone Result				
	3 Months ended	Preceding 3 months ended	Corresponding 3 months ended in the previous year	For the year ended	
	31-03-2024	31-12-2023	31-03-2023	31-03-2024	31-03-2023
	Audited	Unaudited	Audited	Audited	Audited
Other comprehensive income					
- Items that will not be reclassified to profit or loss	-	-	-	-	-
- Income tax relating to items that will not be reclassified to profit or loss					
- Items that will be reclassified to profit or loss	-	-	-	-	-
- Income tax relating to items that will be reclassified to profit or loss					
Total comprehensive income for the period					
<i>(Profit/ loss + other comprehensive income)</i>					
Earnings per equity share (for continuing operations)					
a) Basic	(0.12)	(0.11)	(0.22)	(0.52)	0.48
b) Diluted	-	-	-	-	-
Earnings per equity share (for discontinued operations)					
a) Basic	-	-	-	-	-
b) Diluted	-	-	-	-	-
Earnings per equity share (for discontinued & continuing operations)					
a) Basic	-	-	-	-	-
b) Diluted	-	-	-	-	-
Reserve excluding Revaluation Reserves as per balance sheet of previous accounting year	NA	NA	NA	(364.01)	(357.57)
Paid-Up Equity Share Capital	125.00	125.00	125.00	125.00	125.00
See accompanying notes to the financial statements					
Notes: 1. The above results have been taken on record by the Board of Directors of the Company at their meeting held on May 9, 2024 and subjected to limited review by Statutory Auditors of the Company. 2. The company has only one segment 3. Previous period figures have been re-grouped/reclassified wherever necessary. 4. The company has received Nil complaint from shareholders during the year ended on 31.03.2024 As per our report of even date attached					
<div style="text-align: right;">  Name - Krishnan Kannan Designation - Director DIN - 00014414 Place: Mumbai Date: 09/05/2024 </div> 					

ID Info Business Services Ltd			
Standalone Audited Statement for the Year Ended March 31, 2024			
(Rupees in Lac)			
	Particular	Year ended	
		31.03.2024 (Audited)	31.03.2023 (Audited)
B	ASSETS		
I.	Non - current Assets.		
	(a) Property, Plant and Equipments	1.16	1.45
	(b) Capital work in progress	0.00	0.00
	(C) Intangible assets	0.00	0.00
	(d) Financial assets	0.00	0.00
	(i) Investments	32.69	32.69
	(ii) Other financial assets	0.00	0.00
	(e) Other non-current assets	0.00	0.00
	Total non-current assets	33.85	34.14
II.	Currents assets		
	(a) Inventories (WIP)	0.00	0.00
	(b) Financial assets	0.00	0.00
	(i) Investments	0.00	0.00
	(ii) Trade Receivable	0.73	0.73
	(iii) Cash and cash equivalents	0.14	0.21
	(iv) Bank balance other than (ii) above	0.00	0.00
	(v) Other financial assets	0.00	0.00
	(c) Current tax assets (Net)	0.00	0.00
	(d) Other current assets	14.67	14.59
	Total current assets	15.54	15.53
	Total Assets	49.39	49.67
A	EQUITY AND LIABILITIES		
I.	Equity		
	Equity share Capital	125.00	125.00
	Other equity (Profit and loss account - Loss)	(364.01)	(357.57)
	Total equity	(239.01)	(232.57)
II.	Liabilities		
	Non- Current liabilities		
	(a) Defferd tax liability (net)	0.00	0.00
	(b) Other non-current liability	268.93	268.93
	Total non-current liability	268.93	268.93
III.	Current liabilities		
	(a) Financial liabilities		
	(i) Trade Payables		
	A. Total outstanding dues of micro enterprises and small enterprises	0.00	0.00
	B. Total outstanding dues of creditors other than micro enterprises and small enterprises	4.23	4.48
	(ii) Other financial liabilities	0.00	0.00
	(b) Short-term provisions	0.00	0.00
	(c) Other current liabilities	15.24	8.83
	Total Current liabilities	19.47	13.31
	Total Equity & Liabilities	49.39	49.67
Note 1. The above results has been taken on record by the Board of Director of the Company at their meeting held on May 9, 2024. and have been subjected to limited review by the Statutory Auditors of the company. 2. The company has received Nil complaints from shareholder during the year ended on 31.03.2024. 3. Previous period figures have been re-grouped/reclassified wherever necessary. As per our report of even date attached			
		 Name - Krishnan Kannan Designation - Director DIN - 00014414 Place: Mumbai Date: 09/05/2024	
			

ID Info Business Services Ltd		
Cash Flow Statement for the Year Ended March 31, 2024		
(Rupees in Lac)		
Particular	Year ended	
	31.03.2024 (Audited)	31.03.2023 (Audited)
Cash Flow from Operation activities		
Profit / (Loss) for the year	(6.44)	5.99
Taxation	-	2.39
Dividend / Tax on Dividend		
Profit on Sale of Assets		
<u>Adjustment for Non Cash expenses / (Income)</u>		
Depreciation	0.30	0.44
Deferred Tax Liability		
<u>Changes in Operating Assests & Liabilities</u>		
Receivables	(0.08)	0.38
Payables	6.15	3.80
<u>Cash Generated from Operations</u>	(0.07)	13.00
Taxation Paid		
Dividend & Dividend Tax		
<u>Net Cash from operating activities</u>	(0.07)	13.00
Cash Flow from Investing activities		
Increase in Investment	-	-
Purchase of Property, Plant & Equipment	-	-
Reduction in Work in progress	-	-
<u>Net cash used in investing activities</u>	-	-
Cash Flow from Financing activities		
Share Application money received		
Proceeds from loans (Net)	-	(13.44)
<u>Net cash from financing activities</u>	-	(13.44)
<u>Increase / (Decrease) in cash equivalents</u>	(0.07)	(0.44)
Cash & Cash Equivalents as beginning of year	0.21	0.65
<u>Cash & cash equivalents at end of year</u>	0.14	0.21
Place: Mumbai	<div>   </div>	
Date: 09/05/2024		
	Name - Krishnan Kannan Designation - Director DIN - 00014414	